

City of Carson

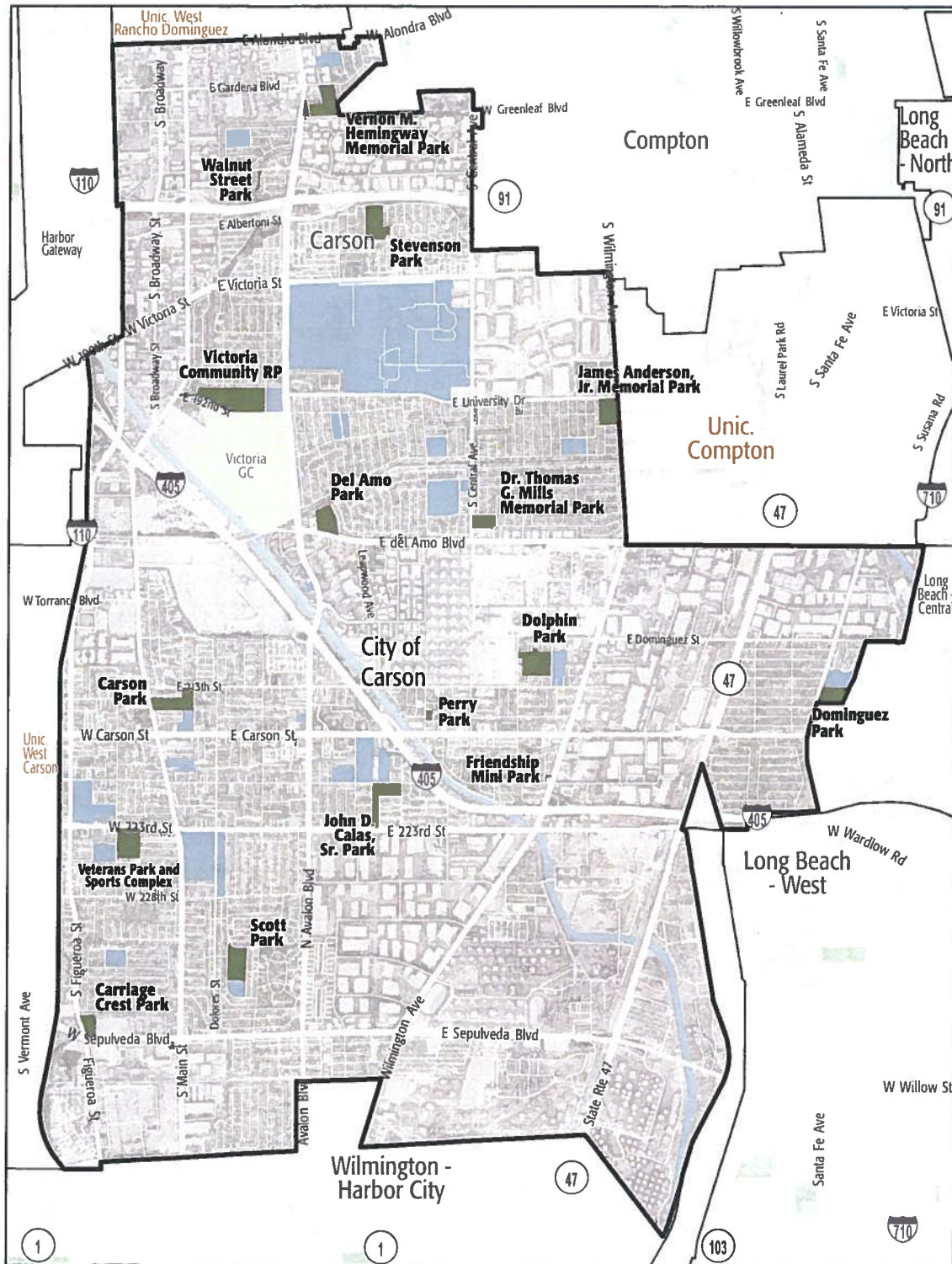
STUDY AREA PROFILE

STUDY AREA ID #161

- BASE MAP
- PARK METRICS
- WHERE ARE PARKS MOST NEEDED
- AMENITY QUANTITIES AND CONDITIONS
- PARK NEEDS FRAMEWORK
- PROJECT COST ESTIMATES
- PROJECT REPORTING FORM
- COMMUNITY ENGAGEMENT FORM



STUDY AREA BASE MAP



City of Carson

PARK METRICS



PARK LAND: Is there enough park land for the population?

141.6 PARK ACRES
within study area

92,675
POPULATION

1.5 PARK ACRES
PER 1,000

The county average is 3.3 park acres per 1,000

PARK ACCESSIBILITY:

Is park land located where
everyone can access it?

51%

of population living
WITHIN 1/2 MILE
of a park

The county average is 49% of the population living
within 1/2 mile of a park

PARK PRESSURE

How much park land is available to residents in the area around each park?

Carriage Crest Park (4.85 Acres)

0.71 park acres per 1,000

Carson Park (10.83 Acres)

0.75 park acres per 1,000

Del Amo Park (8.62 Acres)

2.33 park acres per 1,000

Dolphin Park (12.64 Acres)

6.87 park acres per 1,000

Dominguez Park (7.63 Acres)

1.03 park acres per 1,000

Dr. Thomas G. Mills Memorial Park (4.98 Acres)

0.91 park acres per 1,000

Friendship Mini Park (0.28 Acres)

0.12 park acres per 1,000

James Anderson, Jr. Memorial Park (8.44 Acres)

1.99 park acres per 1,000

John D. Calas, Sr. Park (9.23 Acres)

1.06 park acres per 1,000

Perry Park (1.16 Acres)

0.38 park acres per 1,000

Scott Park (11.28 Acres)
0.77 park acres per 1,000

Stevenson Park (11.83 Acres)
2.55 park acres per 1,000

Vernon M. Hemingway Memorial Park (11.91 Acres)
4.32 park acres per 1,000

Veterans Park and Sports Complex (12.31 Acres)
1.23 park acres per 1,000

Victoria Community Regional Park (24.96 Acres)
3.34 park acres per 1,000

Walnut Street Park (0.69 Acres)
0.25 park acres per 1,000

WHERE ARE PARKS MOST NEEDED?

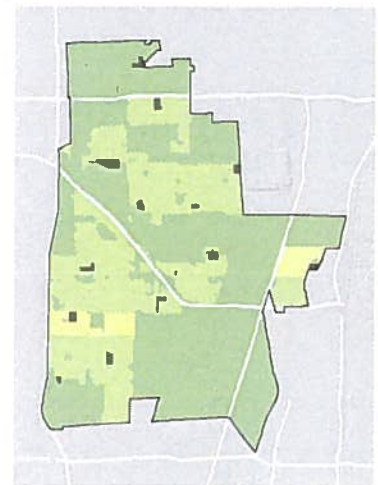
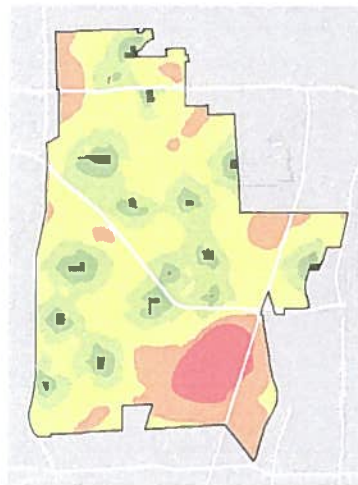
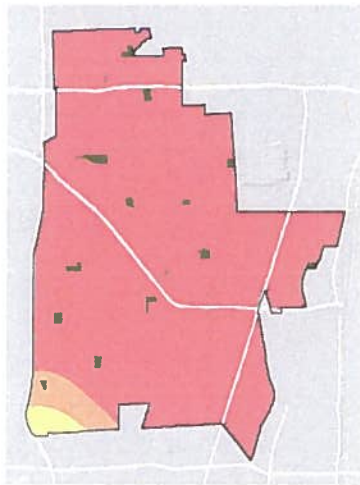
PARK ACRE NEED

+

DISTANCE TO PARKS

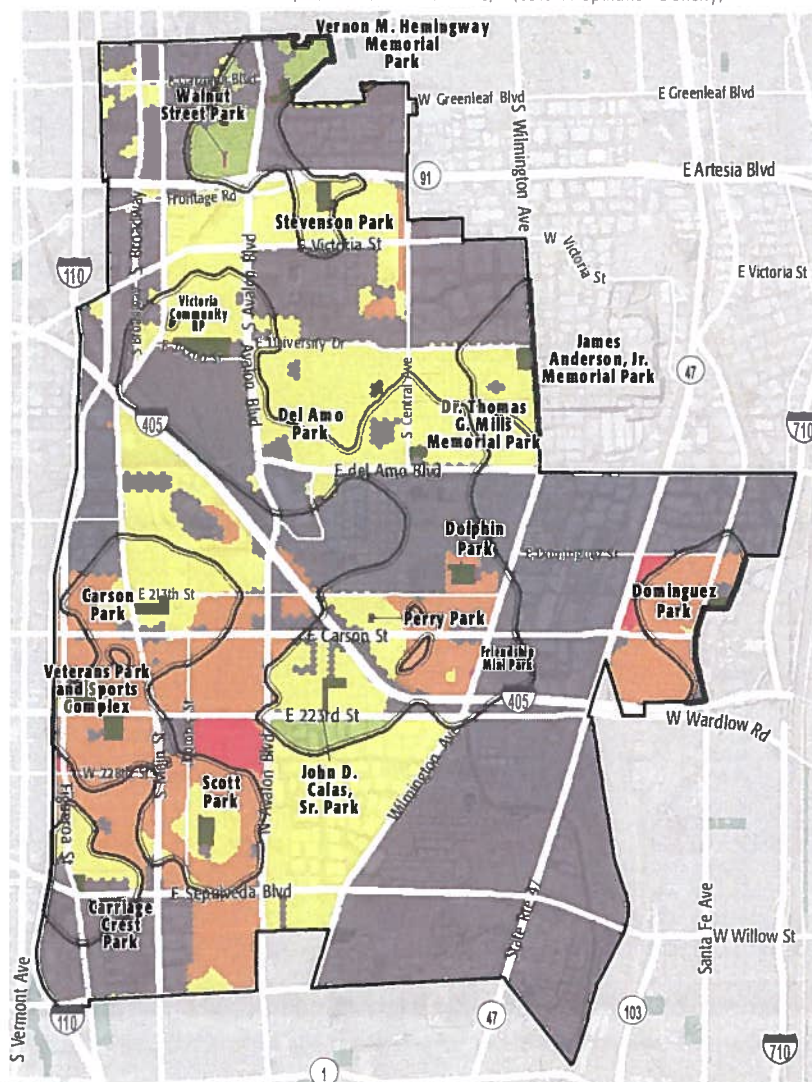
+

POPULATION DENSITY



= PARK NEED

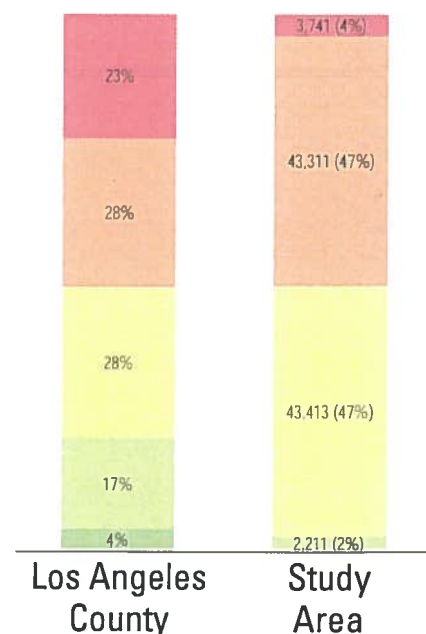
*Calculated using the following weighting: (20% x Park Acre Need) + (20% x Distance to Parks) + (60% x Population Density)



PARK NEED CATEGORY

- Very High
- High
- Moderate
- Low
- Very Low
- No Population
- Area within 1/2 mile walk of a park

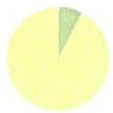
HOW MANY PEOPLE NEED PARKS?



AMENITY QUANTITIES AND CONDITIONS

Park Name	Condition	General Infrastructure Condition	Open Lawn/Turf Area	Amenities																
				Tennis Courts	Basketball Courts	Baseball Fields	Soccer Fields	Multipurpose Fields	Fitness Zones	Skate Parks	Picnic Shelters	Playgrounds	Swimming Pools	Splash Pads	Dog Parks	Gymnasiums	Community/Rec Centers	Senior Centers	Restrooms	Total
Carriage Crest Park	Good											1							1	
	Fair				1	2	1	1			2					1		2	10	
	Poor																		0	
Carson Park	Good				1				1		3		1	1		1	1		1	10
	Fair					2	2	2				1							7	
	Poor																		0	
Del Amo Park	Good																		0	
	Fair				2	2	2	2			1						1		1	11
	Poor											1							1	
Dolphin Park	Good						2		1										3	
	Fair			2	2	2		2				1					1		2	12
	Poor																		0	
Dominguez Park	Good				2				1				1						4	
	Fair			2		3	2	2			1	1					1		1	13
	Poor																		0	
Dr. Thomas G. Mills Memorial Park	Good								1										1	
	Fair				1						2	1					1		5	
	Poor										1								1	

AMENITY CONDITIONS SUMMARY



Carriage Crest Park



Carson Park



Del Amo Park



Dolphin Park



Dominguez Park



Dr. Thomas G. Mills Memorial Park

AMENITY QUANTITIES AND CONDITIONS

Park Name	Condition	General Infrastructure Condition	Open Lawn/ Turf Area	Amenities																
				Tennis Courts	Basketball Courts	Baseball Fields	Soccer Fields	Multipurpose Fields	Fitness Zones	Skate Parks	Picnic Shelters	Playgrounds	Swimming Pools	Splash Pads	Dog Parks	Gymnasiums	Community/Rec Centers	Senior Centers	Restrooms	Total
Friendship Mini Park	Good																		0	
	Fair										1								1	
	Poor																		0	
James Anderson, Jr. Memorial Park	Good			4					1										5	
	Fair				2						3	1				1		1	8	
	Poor																		0	
John D. Calas, Sr. Park	Good								1										1	
	Fair			2	2	2	1	1				1				1		1	11	
	Poor																		0	
Perry Park	Good																		0	
	Fair											1							1	
	Poor																		0	
Scott Park	Good								1			1							2	
	Fair			2	2	3	2	2			1					1	1		16	
	Poor												1						1	
Stevenson Park	Good															1			1	
	Fair			2	2	2	2	2	1		2	2					2		19	
	Poor																		0	

AMENITY CONDITIONS SUMMARY



Friendship Mini Park



James Anderson, Jr. Memorial Park



John D. Calas, Sr. Park



Perry Park



Scott Park



Stevenson Park

AMENITY QUANTITIES AND CONDITIONS

Park Name	Condition	General Infrastructure Condition	Open Lawn/ Turf Area	Amenities																
				Tennis Courts	Basketball Courts	Baseball Fields	Soccer Fields	Multipurpose Fields	Fitness Zones	Skate Parks	Picnic Shelters	Playgrounds	Swimming Pools	Splash Pads	Dog Parks	Gymnasiums	Community/Rec Centers	Senior Centers	Restrooms	Total
Vernon M. Hemingway Memorial Park	Good								1			1	1							3
	Fair			2	1	2	2	2			3					1		2		15
	Poor																			0
Veterans Park and Sports Complex	Good					2			1							2				5
	Fair			2	4		2	2		1		1				2		2		16
	Poor																			0
Victoria Community Regional Park	Good																			0
	Fair			2							1		2			1	1			7
	Poor				2	3						1						4		10
Walnut Street Park	Good											1								1
	Fair				2						1									3
	Poor																			0
Totals:	Good			4	3	2	2	0	9	0	3	4	3	1	0	4	1	0	1	37
	Fair			16	21	20	16	18	1	1	17	11	2	0	0	2	14	0	16	155
	Poor			0	2	3	0	0	0	0	1	2	1	0	0	0	0	0	4	13

AMENITY CONDITIONS SUMMARY



Vernon M. Hemingway Memorial Park



Veterans Park and Sports Complex



Victoria Community Regional Park



Walnut Street Park

Miles of trails inside parks: 7

Miles of trails outside of parks: 0



PROJECT COST ESTIMATES

Study Area:

City of Carson

Study Area ID


161

Prioritized Projects

Project Number	Project Description	Cost
1	Replace Lighting- LED Conversion at All Parks in Study Area	\$1,542,024
2-4	Build New Neighborhood Park	\$7,077,961
	New Park Tasks:	
	Land Acquisition	\$2,852,761
	Infrastructure/General	\$3,280,000
	Dog Parks	\$695,200
	Picnic Shelters	\$250,000
5-7	Build New Park	\$13,012,696
	New Park Tasks:	
	Land Acquisition	\$2,852,761
	Infrastructure/General	\$3,280,000
	Community/Recreation Center	\$6,300,000
	Generic Amenity	\$579,935
8	Repair Concession Stand/Snack Bar at Calas, Carson, Dolphin, Dominguez, Hemingway, Scott, Stevenson & Veterans Parks	\$5,040
9	Replace Wading Pool at TBD Location	\$328,000
10	Add Splash Pads at TBD Location	\$1,500,000
Study Area Total Costs		
	TOTAL COST FOR PRIORITIZED PROJECTS	\$23,465,721
	TOTAL DEFERRED MAINTENANCE *	\$54,320,326
	Replace amenities in "poor" condition	\$28,080,965
	Repair amenities in "fair" condition	\$26,239,361
	GRAND TOTAL	\$77,786,047

Each Study Area prioritized 10 projects. These project lists are not intended to supersede or replace any planning documents, nor to obligate the lead agency to implement these projects. For further discussion of projects, please refer to the "Potential Park Projects and Cost Estimates" section of the report.

**Does not include repairs or replacement projects listed as prioritized projects.*



Study Area Name:

Carson

Prioritized Project Reporting Form

Please provide descriptions of the park projects prioritized during your Study Area's community engagement workshop. The details you provide will contribute to cost estimates that will be included with your projects in the final report of the LA Countywide Park Needs Assessment. Please be as specific as possible by providing all details that may have an impact on cost estimates (including quantities and acres where appropriate). Along with this form, please attach copies or scans of all voting forms presented at your engagement workshop.

Please return this form to rrobinson@parks.lacounty.gov no later than February 29, 2016

1. Project Name: Improve/Upgrade Lighting at all Parks

Project Location (address, assessor's parcel number, or nearest intersection):

All Carson parks

Project Type (choose one):

- ☐ Repairs to Existing Amenities
- ☒ Add/Replace Amenities in Existing
- ☐ Park Build New Park or Specialty Facility (include acreage in description)

Brief Description of Project:

Improve/upgrade lighting at all parks in Carson



LOS ANGELES COUNTYWIDE COMPREHENSIVE
PARK & RECREATION NEEDS ASSESSMENT

2. Project Name: Dog Park

Project Location (address, assessor's parcel number, or nearest intersection):

To be determined

Project Type (choose one):

- ☐ Repairs to Existing Amenities
- ☐ Add/Replace Amenities in Existing Park
- ☒ Build New Park or Specialty Facility (include acreage in description)

Brief Description of Project:

Acquire land and construct a new dog park

3. Project Name: Teen Center

Project Location (address, assessor's parcel number, or nearest intersection):

To be determined

Project Type (choose one):

- ☐ Repairs to Existing Amenities
- ☐ Add/Replace Amenities in Existing Park
- ☒ Build New Park or Specialty Facility (include acreage in description)

Brief Description of Project:

Acquire land (3 acres) and construct a new teen center



4. Project Name: Renovate Snack Bars

Project Location (address, assessor's parcel number, or nearest intersection):

All Carson parks with snack bars

Project Type (choose one):

- ☒ Repairs to Existing Amenities
- ☐ Add/Replace Amenities in Existing Park
- ☐ Build New Park or Specialty Facility (include acreage in description)

Brief Description of Project:

Renovate snack bars all Carson parks with snack bars

5. Project Name: Replace Wading Pools with Splashpads

Project Location (address, assessor's parcel number, or nearest intersection):

2 parks, to be determined

Project Type (choose one):

- ☐ Repairs to Existing Amenities
- ☒ Add/Replace Amenities in Existing Park
- ☐ Build New Park or Specialty Facility (include acreage in description)

Brief Description of Project:

Remove existing wading pools and replace with splash pads at two parks



6. Project Name:

Project Location (address, assessor's parcel number, or nearest intersection):

Project Type (choose one):

- ☐ Repairs to Existing Amenities
- ☐ Add/Replace Amenities in Existing Park
- ☐ Build New Park or Specialty Facility (include acreage in description)

Brief Description of Project:

7. Project Name:

Project Location (address, assessor's parcel number, or nearest intersection):

Project Type (choose one):

- ☐ Repairs to Existing Amenities
- ☐ Add/Replace Amenities in Existing Park
- ☐ Build New Park or Specialty Facility (include acreage in description)

Brief Description of Project:



8. Project Name:

Project Location (address, assessor's parcel number, or nearest intersection):

Project Type (choose one):

- ☐ Repairs to Existing Amenities
- ☐ Add/Replace Amenities in Existing Park
- ☐ Build New Park or Specialty Facility (include acreage in description)

Brief Description of Project:

9. Project Name:

Project Location (address, assessor's parcel number, or nearest intersection):

Project Type (choose one):

- ☐ Repairs to Existing Amenities
- ☐ Add/Replace Amenities in Existing Park
- ☐ Build New Park or Specialty Facility (include acreage in description)

Brief Description of Project:



10. Project Name:

Project Location (address, assessor's parcel number, or nearest intersection):

Project Type (choose one):

- ☐ Repairs to Existing Amenities
- ☐ Add/Replace Amenities in Existing Park
- ☐ Build New Park or Specialty Facility (include acreage in description)

Brief Description of Project:

If the projects reported on this form were subject to any type review process, please give a brief description of that process:

**Please return this form to rrobinson@parks.lacounty.gov
no later than **February 29, 2016****



LOS ANGELES COUNTYWIDE COMPREHENSIVE
PARK & RECREATION NEEDS ASSESSMENT

page 6



We all need PARKS

Study Area: 2225

Community Engagement Plan

A Community Engagement Meeting must be held in each Study Area between December 1, 2015 and February 15, 2016. The meeting can be run by city staff or by a community-based organization of your choice. The meeting facilitator must attend one of three trainings. At the training, facilitators will receive all information needed to hold the meeting. To offset the cost of the Community Engagement Meeting, a \$2,500 stipend is available for each Study Area.

Please answer the questions below and return this form to Rita Robinson
rrobinson@parks.lacounty.gov by **October 15, 2015**

Please tell us about your community engagement meeting:

Date: 01/13/2016

Time: 6 p.m.

Location: Carson Community Center 801 E Carson St. Carson 90745

- ☒ Parking provided
☐ Accessible by public transportation

What translation services (if any) will be provided? Languages: N/A

Who will be facilitating your community engagement event(s)?

- ☒ City Staff
☐ Community-Based Organization. Name of CBO:

Please provide the contact information for the primary facilitator **and** any secondary facilitator (if applicable) that will be attending the mandatory training. You may have a **maximum** of 2 people.

Name: Cedric L Hicks Sr.

Title: Director

Address: 701 E. Carson St. Carson C 90745

Phone: 310-847-3570

Email: Chicks@Carson.CA.US

Name: Arnold Carraway

Title: Superintendent

Address: 701 E. Carson St. Carson 90745

Phone: 310 847-3570

Email: acarraway@Carson.CA.US

Please rank your preference for a mandatory facilitator training date. Space is limited at each training and spaces will be reserved based on the timely return of this form.

- | | | | |
|---|-----------------------------|-----------------|--------------------------------|
| 1 | Monday--November 16, 2015 | 10:00am-12:00pm | Roy Anderson Recreation Center |
| 3 | Tuesday--November 17, 2015 | 6:30pm-8:30pm | Los Angeles County Arboretum |
| 2 | Saturday--November 21, 2015 | 10:00am-12:00pm | San Fernando Park |

Please describe how you will promote your engagement meeting (select all that apply):

- | | |
|--|---|
| <input checked="" type="checkbox"/> Publicly posted notice | <input type="checkbox"/> Canvassing |
| <input checked="" type="checkbox"/> Mailers | <input type="checkbox"/> Television/Radio |
| <input checked="" type="checkbox"/> Website | <input type="checkbox"/> Other |
| <input checked="" type="checkbox"/> Social Media | |

Please describe your attendance goal (# of attendees): 150

Please provide any additional details related to your action plan for engaging the community:

Involving Parks and Recreation Commission as well as Youth Commission in promoting community engagement meeting

The list of prioritized parks projects generated at the community engagement meeting is due to the County by **February 29, 2016**.